

STATES OF JERSEY POLICE



ANNUAL PERFORMANCE REPORT 2008

CONTENTS

Page

Introduction by the Acting Chief Officer	2
Performance Summary	3
Financial Crime	8
Public Confidence and Quality of Service	9
The Voluntary Contribution to Community Safety	13
Effective Resource Management	14

Appendices

A: Crime Statistics 2008	17
B: Performance Indicators	20
C: Honorary Police - Major Island Duties In 2008	22
D: Glossary of Abbreviations	23

INTRODUCTION BY THE ACTING CHIEF OFFICER

Welcome to the States of Jersey Police Annual Report for 2008. The Report provides the opportunity to reflect on progress towards our goal of making Jersey safer. Delivering this aim requires that fewer people and businesses become victims of crime each year, neighbourhoods are safer and any threats posed by organised crime or terrorism are properly identified and reduced. It also means securing the confidence of the public and other stakeholders in our ability to deal successfully with all aspects of policing Jersey, from anti-social behaviour through to serious organised crime.

2008 was a difficult and challenging year for the Force which, in addition to the major investigation into allegations of historic abuse, also saw significant increases in demand in complex and demanding areas such as child protection, domestic violence and international financial crime investigation. Overall, the levels of recorded crime increased by 2.7% whilst the overall number of reported incidents involving violence, disorder or anti-social behaviour showed no change compared to 2007. The level of violence in our community, and especially that linked to the misuse of alcohol, remains a problem. Overall, about 23% of the crimes investigated by States of Jersey Police during 2008 involved violence.

Looking forward, I believe that real opportunities exist to make Jersey an even safer community. We are reaching a point, however, where this potential will not be realised if Jersey continues to rely on traditional approaches to resource allocation and service delivery in the community safety field. I am aware that the Service has been pressing for effective cross-departmental strategies to tackle crime and disorder for some time. There is no doubt that there are well-established and proven approaches in place elsewhere which, if applied locally, could have a significant impact on anti-social behaviour and violent crime in Jersey. At the same time, it is vital that the departments concerned have the capacity and capability to deliver the desired results. This is not necessarily about more funding but rather being entrusted with the flexibility to make best use of the resources already at their disposal.

Particular reference is made in the report to growing demand in areas such as child protection and financial crime investigation. Managing risk is an integral part of the decision-making process in policing and no more so than at a time when increasing workloads cannot be met with extra resources. Our authorised establishment at this point in time is a finite resource and so we can only provide our Public Protection and Joint Financial Crime Units with the officers they urgently need by paring down other front-line services. Given that child protection and financial crime investigation work goes on largely unseen whereas visible policing provides tangible evidence of a service being delivered, it is important that the public understand the potential impact on policing in Jersey. States of Jersey Police cannot knowingly leave officers working in critical high risk areas to manage unsustainable workloads. As a consequence, the resource levels and capacity of other units will inevitably reduce. I trust that the people of Jersey will understand why we have made these choices and recognise that our commitment to their safety and security remains undiminished.

Two important factors influenced my decision to apply to work in Jersey. One was the evident commitment to public service which exists in the community through organisations such as the Honorary Police. The other was my impression of the people working for States of Jersey Police. It is easy to engage in rhetoric about the dedication and professionalism of staff but these attributes take on very real meaning when you are considering working with and leading the people in question. I was impressed then and my experience since arriving in Jersey has reinforced my belief that the Island is well served by Police officers and staff who are genuinely committed to making a positive difference in their community. Finally, this Annual Report provides an opportunity to thank the many members of the public who, often through great personal commitment and fortitude, have assisted the Service in delivering an effective policing response during 2009.



David Warcup
Acting Chief Officer

PERFORMANCE SUMMARY

Recorded Crime

4,806 crimes were recorded in Jersey during 2008, representing an increase of 2.7% compared to 2007. Comparison with previous years should take into account the sharp increase in drugs offences resulting from pro-active policing activity in 2008 as well as a fourfold increase in historic offences reported and investigated over the course of the year compared to 2007.



Changes in different types of crime in 2008 can be summarised as follows –

- 'Acquisitive Crime' accounted for over 39% of all recorded crime in Jersey during 2008. Offences included in this category includes theft, shoplifting, burglary, fraud and forgery. The number of such offences recorded in 2008 increased by 1.1% compared to 2007
- 'Offences against the Person' accounted for over a quarter of the crimes recorded in Jersey during 2008. The category includes all physical and sexual assaults and other offences such as obscene phone calls. There was an increase of 3.7% in the overall number of such offences compared to 2007, largely due to historic offences and raised awareness and reporting of child protection and domestic violence cases.
- 'Offences against Property' accounted for nearly a quarter of recorded crime in Jersey during 2008. Offences covered includes arson and malicious damages to buildings, vehicles and other property. Offences against property decreased by 0.2% in 2008.
- 'Drugs Offences' include the importation, production, supply and possession of illegal drugs and accounted for just under 6% of all recorded crime in 2008. The 24% increase in drugs offences in 2008 was a direct result of pro-active targeting of street level drugs offences during the year.
- Nearly two-thirds of all recorded crime in Jersey in 2008 occurred in St Helier. Outside of the town, seven of the other 11 parishes recorded an average of less than two crimes per week over the course of the year.

Detection Rate

The overall detection rate for 2008, which includes all offences cleared up by the Police but not necessarily resulting in a criminal prosecution, was 41%. The 'sanction detection rate', which focuses on the number of recorded crimes for which an alleged offender is charged or reported to a Parish Hall Enquiry, was 29%.

Key features of community safety and the impact of policing performance in Jersey during 2008 were as follows –

Burglary

A total of 411 burglaries were recorded in 2008 showing little change against the 417 recorded in 2007.¹ By comparison, Jersey averaged about 490 burglaries a year from 2000 to 2005.

- Burglaries of commercial or government and community property continued a marked downward trend that has been sustained year on year for over five years. 116 such properties were burgled in 2008 (down over 23% compared to 2007). This is now less than half the average experienced between 2000 and 2005 with the most significant reduction being in the number of shops being burgled.
- 2008 saw a significant increase in the number of domestic sheds, garages and gardens being targeted, with such cases accounting for nearly a quarter of all burglaries in the Island. The majority of the targeted properties had been left insecure and bicycles, foodstuffs and tools were typical of the property stolen. The overall increase was largely driven by a spate of offences in May and June, which fell away dramatically after arrests were made.
- There were 183 house burglaries in Jersey during 2008. This is the second year in succession that the number of house burglaries in the Island has risen, although the increase compared to 2007 was less than 6% compared to a 34% increase between 2006 and 2007.

Closer analysis of the burglary figures shows that, whilst the overall figures have stayed relatively constant and are still well below levels experienced a few years ago, there are important changes occurring. In particular, there is a shift towards domestic property, perhaps encouraged by different levels of security encountered by offenders. Overall, two-thirds of domestic properties that were burgled during 2008 had been left insecure compared to only a third of commercial and a quarter of government and community properties.

Vehicle Crime

Vehicle crime has been in decline in Jersey over recent years but saw increases during 2008 –

- Theft from motor vehicles increased by over 75% from 138 in 2007 to 242 in 2008. This represents a reversion to the level of criminal activity experienced between 2000 and 2005, which averaged 229 offences a year. A marked increase in offences began in May and reached a peak with thefts from 58 vehicles in September. Arrests led to a dramatic tail off in the figures, which were down by 75% against this peak by November and December.
- Theft of vehicles also saw a 13.5% increase in 2008 compared to 2007. The main peak in offences occurred between March and June.

Shoplifting

Shoplifting offences showed a reduction of 22% from 293 in 2007 to 228 in 2008.

There are many factors which determine the level of shoplifting committed but it is particularly important that retailers themselves make shoplifting difficult to commit and more likely to be detected on their premises. In 2008, States of Jersey Police and *People Against Crime* worked together to help local retailers protect themselves against shoplifters by introducing *STORENET™* - a radio network which allows 20 participating shops and the Police to make each other aware of criminals operating in town.

¹ The total burglary figure includes attempted burglaries. There were 31 attempted burglaries in 2008 compared to 38 in 2007 and so the number of successful burglaries committed in each year was 380 and 378 respectively.

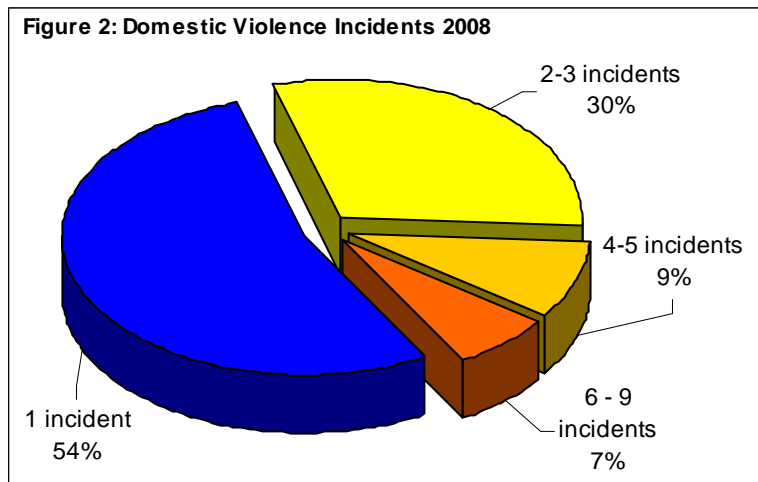
Domestic Violence

States of Jersey Police dealt with 924 domestic incidents in 2008, representing an increase of over 17% compared to 2007. Figure 2 shows how nearly half of these calls related to repeat incidents over the course of the year.

Last year was the first full year in which domestic abuse risk assessments were carried out and 112 individuals were assessed as carrying a very high risk of further abuse.

Service improvements, together with a growing willingness to report such offences, is helping build a clearer picture of the scale of domestic abuse in the Island. The 17% increase represented a significant increase in the resources required to deal with these incidents and their aftermath.

Each incident requires detailed action, investigation, follow-up and ongoing monitoring not normally required in many other categories of crime.



Child Protection

A key requirement of the Police is to protect the welfare of children who are considered to be at risk of neglect or physical, emotional or sexual abuse. Concerns for the welfare of children under the age of 16 are either identified to the Public Protection Unit (PPU) by police officers during the course of their enquiries or the subject of formal referrals by partner agencies.

This area of policing underwent significant reform in 2006 following the introduction of the new Children's (Jersey) Law in the previous summer. New procedures and protocols were developed to help share information between agencies, notably the Police and the Children's Service, and agree the appropriate handling of cases. In addition, States of Jersey Police adopted new national guidelines on investigating child abuse and introduced new notification forms to help raise awareness of potential abuse cases.

In 2006 and 2007, the number of referrals to the PPU from other agencies was relatively stable but last year saw a 180% increase from 147 referrals from outside agencies in 2007 to 411 in 2008.²

Once again, these increases have placed considerable pressure on available resources but this has to be a priority given the potential consequences for individuals, families and the community as a whole. The Police have a duty to do all they reasonably can to prevent serious harm and reduce re-victimisation and risk for future potential victims.

Policing the Night Time Economy

States of Jersey Police continued to play a vital role in protecting the safety of people enjoying the night time economy in St Helier. Some 40% of our front-line response strength is rostered to be on the streets at peak times for the purpose of preventing violence and disorder.

² The number of internal notifications by Police officers also rose by 28% to 480 in 2008. Cases connected to the ongoing Historic Abuse Enquiry are not included in these figures,

A total of 335 physical and sexual assaults were recorded in the St Helier night time economy in 2008, which equates to a reduction of over 11% compared to 2007 and nearly 9% compared to the average for the last three years. These results are encouraging but should be treated with caution -

- The number of assaults occurring in the night economy 'hotspot' west of Bath Street has been gradually increasing year on year since 2004 but fell by 40% in 2008. Significantly, the number of assaults committed in or immediately outside licensed premises reduced by half.
- By comparison, the number of assaults committed in the night economy 'hotspot' that encompasses the Weighbridge and the Waterfront fell by about 13%. This reduction related almost entirely to incidents immediately outside licensed premises. The number of street assaults in the area has hardly changed over the last five years.
- The number of assaults in streets, pubs and clubs outside of these two main focal areas increased by nearly 12%.
- The overall decrease in violence is entirely driven by a reduction in the number of common assaults recorded in 2008. The number of more serious assaults committed in the night time economy continues to show a gradual year-on-year increase reaching a peak of 115 grave and criminal assaults in 2008.
- It is noticeable that there has been a reduction in incidents on the doors of licensed premises. In August 2008, the Police and Safer St Helier worked with the licensed trade to introduce NITENET™ - a radio communications system which allows door-staff of participating venues to communicate with each other and the Police in order to rapidly disseminate information on potentially troublesome individuals and groups. Results from the evaluation showed that most NITENET™ users believe that it will help improve safety. It should be noted, however, that the trend in incidents on the doors of licensed premises started well before the introduction of the system

The analysis suggests that the apparent decline in street violence seen in 2008 is probably due to shifting dynamics within the night time economy. This is corroborated by data from the General Hospital which indicates that, after two successive years of decline, the number of people attending Accident and Emergency with assault injuries increased by 12% in 2008.³ Indeed, the Force has argued for some time that significant, sustainable change can only be achieved through a coordinated States strategy to jointly tackle the causes of street violence and disorder. The introduction of *NITENET*™ and the Q-Safe Taxi Marshall scheme by Safer St Helier have been invaluable in reducing the potential for confrontation and increasing perceptions of safety but such initiatives must form part of a joined up strategy with the aim of making the night time economy a safer place. States of Jersey Police will continue to promote this concept as part of the States strategic planning process in 2009.

Illegal Drugs

In 2008, States of Jersey Police continued to focus its efforts against organised criminal networks responsible for organising the supply and distribution of commercial quantities of illegal drugs in the Island. This strategy reduces the supply of drugs in Jersey by constantly disrupting and dismantling the supply networks, imprisoning key organisers and deterring bulk importations of drugs. A secondary benefit is the financial damage inflicted on criminal organisations through confiscation of their assets and drugs seizures but the focus remains on key individuals and their organisations, not the commodity they supply. Over the course of the year, 23 such people were targeted, arrested and charged. Another 20 people who were alleged to be regularly dealing larger amounts of drugs and potentially making financial gain were also arrested and charged as part of their operations during 2008.

³ It should be emphasised that A&E assault data covers all admissions with assault injuries but does not distinguish whether such injuries were sustained as a result of street violence or other scenarios

Police activity was also successful in targeting street level dealing and distribution of drugs in 2008. Police operations resulted in a 24% increase in the overall number of drugs offences being recorded and a 56% increase in detected drugs supply offences. During the course of these Police operations, illegal drugs with a street value of £931,668 were also seized.

Road Safety

1,926 road traffic collisions (RTCs) were reported to the Police during 2008. This represents an increase of just under 5% compared to 2007, although the number involving injuries rose by nearly 14% to 357. One person was killed, 35 seriously injured and 420 suffered minor injuries as a results of these incidents. The number resulting in serious or fatal injury shows no change against the average for the previous four years.

200 people were caught drink-driving during 2008, with just under a third of these offences being identified after being breathalysed following a road traffic collision. This represents the highest number of drink-drive RTCs recorded in Jersey in the last five years.

938 motorists were dealt with for speeding offences during 2008, representing a 40% reduction compared to 2007.

FINANCIAL CRIME

Whilst States of Jersey Police perform the traditional roles of preventing and detecting local crime and maintaining order in our small island community, the Service also has a key role to play in meeting the standards prescribed by the international community in the investigation of financial crime, terrorism financing and money laundering. This responsibility is performed by the Joint Financial Crimes Unit, whose functions include sharing of intelligence on financial crime with other jurisdictions and the recovery of assets from criminal enterprises.

2008 saw continued growth, both in volume and complexity, in the workload of the JFCU. This is largely due to the changing regulatory environment -

- Significant legislation growth in Jersey, notably in the last two years, has reflected the requirement to keep pace with international standards. These changes impose stricter reporting criteria which leads to the submission of more Suspicious Activity Reports (SARs) by financial services businesses
- In line with that growth, greater awareness and training in the industry has led to an increasing culture of compliance and more, better quality, SARs being submitted.
- The recent legislative changes have also extended anti-money laundering (AML) compliance well beyond the remit of the finance industry to include businesses such as lawyers, estate agents, jewellers and others trading in high value goods.
- Additionally, the task for investigators in investigating suspected financial crime continues to become more complex as criminals seeking out new ways to disguise their tracks and store illicit funds in complicated structures

Jersey's compliance with international standards to combat money laundering and the financing of terrorism were the subject of a full assessment by an IMF inspection team towards the end of 2008. The forthcoming IMF inspection report will provide an objective review of the current efficiency and effectiveness of the JFCU. It is anticipated, however, that the IMF will comment on the need to provide the JFCU with adequate staff resources.

Quite simply the growth in Jersey's finance industry, marketing of business overseas by the States, regulatory services for the industry and scope of AML legalisation in the Island has not been matched by any comparable investment in JFCU resource levels by government. The increase in workload has led to a constant backlog of outstanding cases, which had reached 350 at the end of 2007. This problem was exacerbated by the resource pressures endured by the whole Force during 2008 and, by the end of the year, the backlog of cases stood at 600. Even though priority has been given to restoring the Unit to near full strength at the expense of other areas of policing, this increased capacity is essentially only keeping pace with new work through levels of overtime and caseloads that are unsustainable in the long term. States of Jersey Police therefore look forward to a review of resource levels for financial crime investigation.

PUBLIC CONFIDENCE AND QUALITY OF SERVICE

Successful policing is not only about bringing offenders to justice and reducing crime. It is just as important that people are confident that they can turn to the Police for assistance in times of need. Research has shown how personal experience of contact with the Police is a major influence on people's opinion of the Service. Three principal qualitative indicators are used to monitor our performance in this respect.⁴ The first relates to the caller's perception of the service provided by the Police operator who dealt with their call and arranged the response to their incident. Crime victims are also asked for their opinion on the service provided by the officers who attended at the scene and, thirdly, whether they were happy with the feedback they subsequently received on the progress of the investigation. Where a survey respondent expresses concern about the service they have received, a supervisor is assigned to follow up the issue.

Satisfaction with Police Call Handling

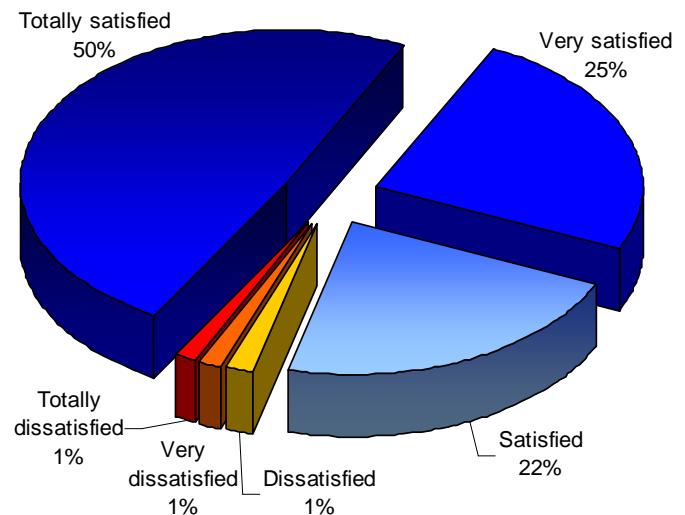
Period: January-December 2008

Target: At least 70% totally/very satisfied

Result: 74% totally/very satisfied

Overall satisfaction: 96%

Response count: 346



States of Jersey Police provided an emergency response to call for assistance on 1,011 occasions in 2008 and arrived at the scene within the target times of six minutes in the town area or ten minutes elsewhere in the Island on 91% of occasions.

Satisfaction with Service from Officers at the Scene

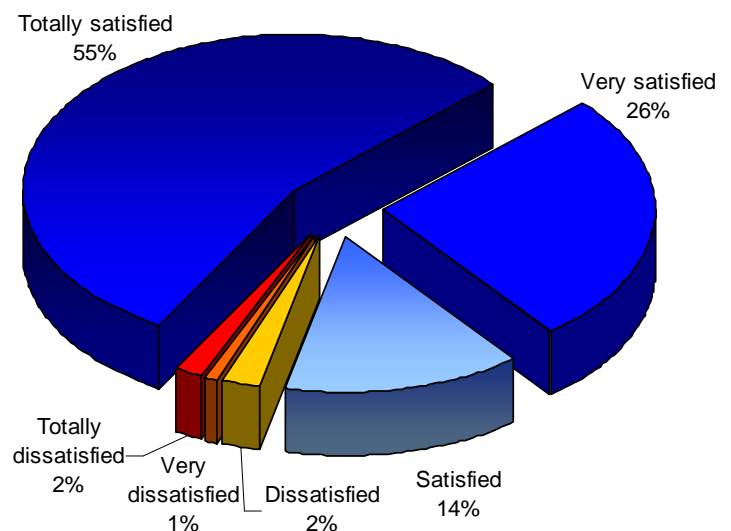
Period: January-December 2008

Target: At least 70% totally/very satisfied

Result: 81% totally/very satisfied

Overall satisfaction: 95%

Response count: 369



⁴Quality of Service surveys are sent by post to all individual adult victims of crime unless the circumstances of the case or the individual are deemed inappropriate (eg; domestic violence). The satisfaction rates are calculated by focussing on responses which express a definitive opinion (ie; excluding blank, "don't know" or "neither satisfied nor dissatisfied" answers). In 2008, 2,345 surveys were sent out and 499 were returned. The variation in response counts shown reflects the calculation methodology described here.

Keeping People Informed on Progress of their Investigation

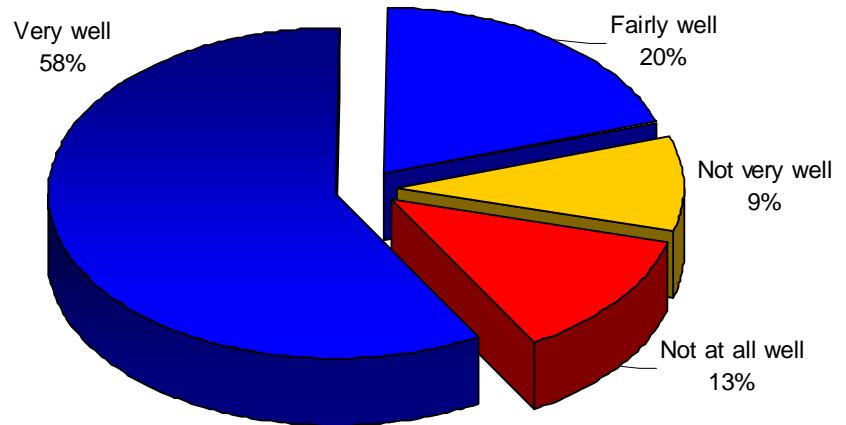
Period: April - December 2008

Target: To be set.

Result: 59% very well informed

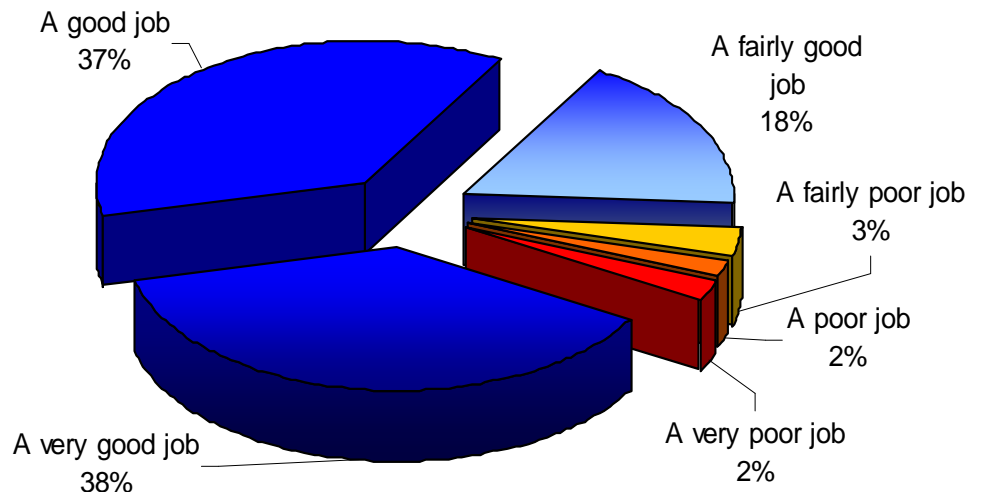
Overall kept informed: 79%

Response count: 311⁵



Overall Policing of Jersey

States of Jersey Police participate in the Jersey Annual Social Survey every other year to seek out public opinion about policing and community safety issues in Jersey. In the interim, the Force uses the views of crime victims to gauge public confidence in Police performance. In 2008, 93% of crime victims said the Police were doing a fairly good, good or very good overall job of policing the Island, with 75% saying that the Police were doing a good or very good job.



Survey Evaluation

During 2008, States of Jersey Police undertook an evaluation of its Quality of Service surveys. In particular, the review sought to clarify whether victims who chose not to return their initial postal survey held significantly different views to those who did respond. Over 100 such respondents took part in this study.

The review found that 54% of respondents did not return the surveys because they lost, forgot or were too busy to return the questionnaire. Another 32% said that they had been happy with the service and decided there was no need to return the survey whilst 14% had been unhappy but decided not to give feedback about their concerns. Only one respondent who had forgotten, lost or been too busy to complete the initial survey had been dissatisfied with call handling or service at the scene and less than 5% were unhappy with feedback on the investigation. Overall, the results from the follow-up study showed no significant change in the overall level of satisfaction with services received.

Complaints against the Police

Where a member of the public expresses disappointment with the service provided, a senior officer is appointed to try to put things right. Sometimes a member of the public will wish to make a formal complaint. The Jersey Police Complaints Authority is an independent organisation set up by the

⁵ This count and the calculations also exclude victims who stated that there was no need to keep them informed on progress

States of Jersey under the Police (Complaints and Discipline) (Jersey) Law, 1999. Its members are appointed by the States for a period of 3 years and their services are purely voluntary. The role of the Authority is to oversee, monitor and supervise the investigation by the States of Jersey Police of complaints made by members of the public against States and Honorary police officers. The Authority's responsibilities are to ensure that the investigations that it supervises are carried out in an impartial, thorough and meticulous manner. No complaint investigation can be concluded until it has been formally signed off and approved by the Authority. Any complaint alleging criminal conduct by a police officer is independently reviewed by Her Majesty's Attorney General.

Article 29(4) of the Police (Complaints and Discipline) (Jersey) Law 1999 provides that as soon as practicable after the end of each calendar year, the Authority shall prepare a report upon the discharge of its functions during that year and submit it to the Minister for Home Affairs; and the Minister shall present the report to the States. There were 39 cases involving complaints made by members of the public against Police officers in 2008 compared with 43 in 2007. Full details of the handling of Police complaints are published in the Authority's report.

In 2008, the Force received 44 letters of appreciation from members of the public along with many other e-mails, phone calls and messages of support. 262 people who responded to our Quality of Service surveys stated that they were "totally" or "very satisfied" with the service they received from the officer who dealt with their case.

Use of Police Powers

Society affords police officers considerable powers to stop, arrest and detain members of the public. Maintaining public confidence means ensuring and demonstrating that those powers are used properly and with integrity.

a) Custody

A key policing function is to provide facilities for the reception, processing and adequate care of detained persons. Many of these people are under the influence of alcohol or drugs and violent or threatening, whilst others are at risk of deliberately harming themselves.

3,087 people were detained in Police custody in 2008. This figure includes people who were detained in custody on several different occasions. Nine individuals were arrested between 10 and 20 times each in 2008, with seven of these individuals being juveniles. Another 1,153 people also attended the Police Custody suite on a voluntary basis to assist the Police with their enquiries.

b) Police Procedures and Criminal Evidence (Jersey) Law 2003

Under the Police Procedures and Criminal Evidence (Jersey) Law 2003 (PPACE) the Police are required to publish information on the number of PPACE stop and search and vehicle checks carried out by Police officers. No PPACE vehicle checks were conducted in 2008 but the details of PPACE stop and search checks are as follows –

Figure 3: PPACE Searches and Arrests 2008

	Jan		Feb		Mar		Apr		May		Jun		Jul		Aug		Sep		Oct		Nov		Dec		Total	
	Searches	Arrests	Searches	Arrests	Searches	Arrests	Searches	Arrests	Searches	Arrests	Searches	Arrests	Searches	Arrests	Searches	Arrests	Searches	Arrests	Searches	Arrests	Searches	Arrests	Searches	Arrests	Searches	Arrests
Drugs	101	10	60	3	67	14	63	23	43	6	61	6	46	4	57	6	24	3	47	4	13	2	42	1	624	82
Weapon	6		7	1	3		9		4		8	1	4		5		4	1	5	1			3		58	4
Stolen property	4		5		2	1	11		9		4	1	6		12	3	4		2	2	13				72	7
Total	111	10	72	4	72	15	83	23	56	6	73	8	56	4	74	9	32	4	54	7	26	2	45	1	754	93

c) CS Spray

Since 2002, our officers have carried CS spray and incidents where they use this equipment are closely monitored. In 2008, CS spray was drawn by 13 officers in 12 different incidents and was actually used on nine occasions. In seven of these incidents, the officers were dealing with a person in possession of a weapon.⁶

There were 36 assaults on Police officers in 2008. This represents a 20% reduction compared to 2007, continuing a downward year-on-year trend since a peak of 67 such assaults in 2006.

d) Firearms

States of Jersey Police has maintained a firearms team since 1972 for the protection of the public and police officers in response to spontaneous incidents or to provide security as part of pre-planned operations. These officers are trained in line with UK police guidelines and face rigorous continual assessment. In 2008, authorisation was given to issue firearms to trained officers on 15 occasions.

⁶ Five incidents involved knives, one incident involved a knife and an iron bar and one incident involved a bottle.

THE VOLUNTARY CONTRIBUTION TO COMMUNITY SAFETY

Many people give of their own time to help make Jersey safer and this report provides an opportunity to publicly acknowledge the valuable contribution made by voluntary and charity organizations such as the Crimestoppers Board, the Domestic Violence Forum, People Against Crime, Prison Me No Way, the Road Safety Panel, Roseneath Committee of Management, Safer St Helier, Shelter Trust, Victim Support and Witness Service Jersey.

The longest standing voluntary organisation working to improve community safety in Jersey, however, is the Honorary Police. The policing of Jersey is based around the States Police Force and the 12 independent Parish-based Honorary Forces. The origins of the Honorary Police system in Jersey date back over 700 years and each Parish provides and equips its own Force of volunteer officers who are funded by Parish ratepayers. Each Parish Force has its own command structure and the 12 Forces are independent of one another and the States of Jersey Police.

In May 2004, a Memorandum of Understanding was agreed between the States of Jersey Police and the Honorary Police to facilitate optimum use of resources in responding to incidents reported to the Police Control Room. Under its terms, Honorary units are routinely deployed to appropriate incidents such as non-injury road traffic collisions, noisy parties, neighbour disputes, minor disorder, loose animals and minor theft. Overall, the Honorary Police were informed of, or involved in, the Police response to 1,384 incidents during 2008, including more than one in eight of all the incidents that took place outside of St Helier. In addition to day to day response policing, the partnership also extends to regular tasking and co-ordinating meetings where Honorary Police representatives are briefed on current crime issues and hotspots that will be the target of joint patrolling initiatives in the coming week.

The statistics set out in Figure 4 set out the investigative activity of the Honorary Police in promoting safety in their communities. In addition, they have played a highly important and significant role in providing a visible presence to reassure the public and deter offending behaviour, dealing with minor incidents where advice and guidance is often the most appropriate form of intervention, assisting in searches for missing persons and the policing of major events. None of these activities lend themselves readily to measurement but should be given due weight alongside the substantive indicators of crime investigation. A report provided by the Comité des Chefs de Police setting out the voluntary Honorary Police contribution is attached as Appendix C.

Figure 4: Honorary Police Investigative Activity 2008

	Crime Records submitted	Persons detained in custody	Prosecution files submitted ⁷
Honorary Police	181	39	444
% of Island total	3.71%	1.50%	6.50%

⁷ Prosecution files include crime and other non-crime cases such as motoring and public order offences

RESOURCE MANAGEMENT

The States Strategic Plan sets out a commitment to the people of Jersey to ensure that States services are necessary, efficient and of good quality. It sets out to deliver balanced budgets and public services that are recognised as efficiently and effectively meeting people's needs.

How was the Budget Spent?

Net expenditure on policing in 2008 was £22,225,879. About 84% of the Police revenue budget in 2008 was committed to the delivery of key policing functions such as response and reassurance policing, specialist crime investigation services, managing prisoners in custody and bringing offenders to justice. A more detailed breakdown of these key service areas is provided in Figure 5 on page 15. The balance of expenditure is committed to the staff and non-staff costs of the Police Command Team and Support Services. The Police Command Team have a dual role as these senior officers also lead and deliver operational policing activity whilst Support Services underpin front-line policing and are essential to the efficiency and effectiveness of the Force. Non-staff costs include essential requirements such as Police equipment (vehicles, communication systems, IT infrastructure, licences etc) and building maintenance and rental. A breakdown of the staff allocation between the different support services is set out in Figure 10 on page 16.

It is worth emphasising that about 85 pence in every pound spent on policing Jersey goes on staffing. Unlike most public sector departments, a significant part of our service has to operate around the clock for 365 days a year. This creates a resource requirement equivalent to staffing more than four government departments working a conventional eight-hour day, five days a week.

Resource Pressures in 2008

The policing of Jersey was delivered on budget in 2008.⁸ This was only possible because the Police remained significantly under strength for much of the year. These staffing issues are largely driven by the unique nature of the Police recruitment cycle compared to the rest of the public sector. If a Police officer retires or otherwise leaves the Force in the summer, for example, they cannot be replaced by a newly trained officer walking the beat for another year.

From a purely budgeting perspective, this means that funding allocated to Police pay can be diverted to balance under-resourced budgets elsewhere in the organisation. For example, the States funded the initial acquisition of the CCTV system in St Helier but no consideration was given to the ongoing revenue expenditure required to pay line rental to Jersey Telecoms or maintain and repair the cameras. This essential expenditure is effectively funded by empty Police posts. Without these vacancies, there would be no funding to run the CCTV network in St Helier.

Operationally, the staffing shortages place the organisation under intense pressure. 2008 was a particularly difficult year because the age profile of the Force meant that many officers retired during the course of the year. In addition, several experienced officers were withdrawn from their normal duties to join the Historic Abuse Enquiry investigation team. When other abstractions such as long term sickness, maternity leave and suspensions are taken into account, as well as officers acting up to provide essential cover in supervisory roles or those only able to perform restricted duties, States of Jersey Police ended 2008 unable to fill about one in six of its 183 constable posts with a fully operational officer. This inevitably has significant repercussions for the Force's capacity to deliver the policing services expected by the people of Jersey.

⁸ Separate funding arrangements were established for the ongoing historic abuse enquiry and this expenditure is subject to independent review.

Figure 5: Planned Staffing and Expenditure on Key Police Service Areas 2008

SERVICE	FUNCTION	STAFF COSTS (£)	NON-STAFF BUDGET (£)	UNIT	Inspector	Sergeant	Police Constable	Civil Servant	Manual Worker
Manage Intelligence	Develop sources of intelligence, collate and analyse information to inform operational policing and ensure compliance with Regulation of Investigatory Powers legislation.	1,488,331	435,061	Joint Intelligence Bureau	1	2	8	8	x
Response and Reassurance Policing	Provide 24/7 response to calls for Police assistance and visible reassurance patrols in a way that maintains public confidence.	8,421,971	472,307	Uniformed Shifts	5	10	75	x	x
				Community Safety Branch	1	2	23	1	x
				Enquiry Desk	x	x	x	8	x
				Force Control Room	0.5	5	5	5	4
				Property Store	x	x	x	1	x
Serious and Serial Crime Investigation	Provide specialist detective and forensic services to investigate serious and serial crime.	3,126,252	376,975	Reactive Investigation Team	1	2	8	x	x
				Proactive Investigation Team	0.5	1	8	x	x
				Drugs Squad	1	2	8	x	x
				Public Protection Unit	1	1	8	x	x
				Scenes of Crime	x	x	2	5	
Financial Crime Investigation	Provide financial crime investigation services to help maintain and enhance Jersey's reputation as a financial centre of integrity.	1,070,786	97,739	Joint Financial Crime Unit	1	2	10	3	x
National Security Policing	Protect Jersey's security and fulfil international security and intelligence obligations	1,062,477	95,179	Special Branch	0.5	2	11	1	x
Manage Offenders through Custody	Provide for the reception, processing and adequate care of prisoners in Police custody to internationally acceptable standards.	600,833	101,783	Custody Unit	x	5	5	x	x
Support the Criminal Justice System	To provide the criminal justice system and associated agencies with high quality and timely administrative support.	1,401,339	101,021	Criminal Justice Unit	x	3	7	14	x
Total Resources		17,171,990	1,680,067		12.5	37	178	46	4

Figure 6: Planned Staffing of States of Jersey Police Command Team and Support Services 2008

SERVICE	FUNCTION	ACPO Grade	Supt	Chief Inspector	Inspector	Sergeant	Police Constable	Civil Servant	Manual Worker
Police Command Team	Provide strategic direction and leadership for the Force	2	1	3	x	1	x	x	x
Professional Standards	Ensure the integrity of the Force by Investigating complaints and conducting internal disciplinary investigations as required.	x	x	x	1	1	1	0.5	x
Police Training	Train new police recruits and provide appropriate local Police training programmes, including specialist firearms training.	x	x	x	1	2	3	1	x
Internal Inspectorate	Maintain a cycle of internal reviews and inspections to continually drive improved performance and efficiency.	x	x	x	1	x	x	0.5	x
Information Services	Develop, manage and maintain - <ul style="list-style-type: none"> ▫ the Force's information systems, including data links to States of Jersey and national Police networks and database and application products to store information in police systems. ▫ Police communications infrastructure including telephones, radios and town CCTV system. ▫ a service desk function for users. 	x	x	x	x	x	x	7	x
Planning & Performance Management	Provide business planning, public consultation, collate crime data and coordinate performance management services for the Force.	x	x	x	x	x	x	2	x
Media & Public Information Officer	Respond to daily media enquiries, liaise between operational officers and journalists and arrange the release of information in an open and proactive manner	x	x	x	x	x	x	1	x
Facilities	Plan and manage building works and maintenance, health and safety, and provide stores, messenger and cleaning services.	x	x	x	x	x	x	3	5
Information Security and Compliance	Provide criminal record checks, including employment vetting checks on people working with vulnerable people and children, and process subject access applications under the Data Protection Law	x	x	x	x	x	x	6	x
Canteen	A limited service is available to cater for Police staff and provide prisoner meals.	x	x	x	x	x	x	x	2.5
Rostering	Manage computerised rostering system to forecast staff availability and plan optimum use of Police resources accordingly	x	x	x	x	x	x	2	x
Welfare Officer	Supply welfare advice and support to management and staff.	x	x	x	x	x	x	1	x
Secretarial Services	Provide secretarial support to the Police Command Team and provide typing services to Police investigators to type up interview records	x	x	x	x	x	x	6	x
Events Planning	Provides a coordinated planning service for a variety of public events where public safety is a primary concern	x	x	x	x	x	1	x	x
Total Staff Resources		2	1	3	3	4	5	30	7.5

APPENDIX A: CRIME STATISTICS 2008

		Jan	Feb	Mar	Apr	May	Jun	Jul	Aug	Sep	Oct	Nov	Dec	Total
Abduction of child	Recorded	0	0	0	0	0	0	0	0	0	1	0	0	1
	Detected	0	0	0	0	0	0	0	0	0	1	0	0	1
Affray	Recorded	0	0	0	0	0	0	2	0	0	0	3	0	5
	Detected	0	0	0	0	0	0	2	0	0	0	3	0	5
Annoying/obscene telephone calls	Recorded	9	5	17	7	10	7	12	6	7	9	14	9	112
	Detected	8	3	9	4	5	3	9	5	6	5	11	4	72
Arson (house of another)	Recorded	0	0	0	1	0	0	0	0	0	0	0	0	1
	Detected	0	0	0	1	0	0	0	0	0	0	0	0	1
Arson (occupied premises danger to life)	Recorded	0	0	1	1	0	1	0	0	0	1	1	0	5
	Detected	0	0	0	1	0	0	0	0	0	0	1	0	2
Arson (own house adjacent to another)	Recorded	0	1	0	0	0	0	0	0	0	0	1	0	2
	Detected	0	1	0	0	0	0	0	0	0	0	0	0	1
Assault on police/prison officer	Recorded	0	4	6	2	3	2	4	2	4	1	7	1	36
	Detected	0	4	6	2	3	2	3	2	4	0	7	1	34
Attempted murder	Recorded	0	0	0	0	0	1	0	1	0	0	0	1	3
	Detected	0	0	0	0	0	1	0	1	0	0	0	1	3
Breaking and entering (dwelling, intent to commit crime)	Recorded	5	1	2	0	0	0	0	0	0	0	0	0	8
	Detected	2	0	0	0	0	0	0	0	0	0	0	0	2
Breaking and entry (dwelling, crime committed)	Recorded	5	17	15	22	22	42	17	25	32	31	28	19	275
	Detected	1	0	1	5	3	5	4	3	5	2	9	4	42
Breaking and entering (other than a dwelling)	Recorded	17	12	6	5	3	4	2	3	2	2	1	0	57
	Detected	3	4	0	0	0	1	0	0	1	0	0	0	9
Buggery	Recorded	0	0	1	1	0	0	1	0	0	0	0	0	3
	Detected	0	0	0	0	0	0	0	0	0	0	0	0	0
Common assault	Recorded	54	48	50	59	60	69	73	73	64	51	44	49	694
	Detected	38	28	37	41	39	40	42	39	38	29	22	31	424
Computer Misuse (Jersey) Law offences	Recorded	0	0	1	0	0	0	0	0	0	0	0	0	1
	Detected	0	0	0	0	0	0	0	0	0	0	0	0	0
Cruelty/neglect of children (Art. 9 Children's [Jersey] Law)	Recorded	5	1	10	2	11	3	8	3	16	6	3	4	72
	Detected	2	1	2	1	4	3	8	2	2	2	1	2	30
Dangerous driving	Recorded	4	1	1	3	1	1	0	3	3	2	2	2	23
	Detected	4	1	1	3	1	1	0	3	3	1	2	2	22
Demanding money with menaces (personal)	Recorded	0	0	0	0	1	0	0	0	0	0	0	0	1
	Detected	0	0	0	0	0	0	0	0	0	0	0	0	0
Drug (import controlled substance)	Recorded	0	3	2	0	0	1	2	1	0	2	1	1	13
	Detected	0	2	2	0	0	1	2	1	0	2	1	1	12
Drug (other offences)	Recorded	0	0	1	1	0	2	1	1	2	2	1	2	13
	Detected	0	0	1	1	0	2	1	1	2	2	1	2	13
Drug (possession of controlled substance)	Recorded	19	16	23	20	21	19	25	26	10	8	16	11	214
	Detected	18	16	22	20	21	19	24	26	10	8	14	7	205
Drug (possession with intent to supply)	Recorded	1	1	1	4	0	3	3	1	0	0	0	4	18
	Detected	1	1	1	4	0	3	2	0	0	0	0	4	16
Drug (supplying controlled substance)	Recorded	1	2	2	2	2	0	0	1	1	1	0	0	12
	Detected	1	1	2	2	2	0	0	1	0	0	0	0	9

The crime records include historic offences committed in previous years but reported to and investigated by the Police during 2008

		Jan	Feb	Mar	Apr	May	Jun	Jul	Aug	Sep	Oct	Nov	Dec	Total
Drug (produce/cultivate controlled substance)	Recorded	0	0	0	0	0	0	2	0	0	1	2	1	6
	Detected	0	0	0	0	0	0	2	0	0	1	2	1	6
Embezzlement	Recorded	0	0	0	0	0	0	1	0	0	0	1	2	4
	Detected	0	0	0	0	0	0	1	0	0	0	1	0	2
Escape from custody/ harbouring person unlawfully at large	Recorded	0	0	2	0	1	0	0	0	0	2	3	0	8
	Detected	0	0	2	0	1	0	0	0	0	2	3	0	8
False pretences	Recorded	2	2	1	6	1	6	3	1	1	2	2	2	29
	Detected	2	1	1	3	1	6	2	1	0	2	1	1	21
Fire Service Law (statutory arson)	Recorded	5	0	8	8	5	4	3	3	5	2	1	5	49
	Detected	0	0	0	1	0	0	0	0	0	0	0	0	1
Firearms Law offences	Recorded	1	1	4	3	4	3	0	6	2	2	0	0	26
	Detected	1	1	4	3	4	3	0	6	2	2	0	0	26
Fraud (cheque and credit card)	Recorded	2	0	2	1	2	1	2	2	3	1	2	0	18
	Detected	2	0	2	1	0	1	0	0	1	0	1	0	8
Fraud (other)	Recorded	1	3	0	0	0	0	3	1	2	0	1	0	11
	Detected	1	2	0	0	0	0	2	1	2	0	0	0	8
Grave and criminal assault	Recorded	14	13	19	18	18	12	14	34	18	12	24	32	228
	Detected	10	7	11	8	12	8	9	26	6	8	13	22	140
Gross indecency	Recorded	0	0	0	0	4	0	1	1	1	0	0	0	7
	Detected	0	0	0	0	0	0	1	1	1	0	0	0	3
Gross indecency with child	Recorded	3	0	0	0	0	1	2	2	1	1	1	2	13
	Detected	3	0	0	0	0	0	0	0	0	1	1	0	5
Illegal entry (dwelling, crime committed)	Recorded	0	0	3	0	2	4	3	4	0	1	3	0	20
	Detected	0	0	1	0	1	2	1	0	0	1	1	0	7
Illegal entry (other than a dwelling)	Recorded	2	3	4	4	7	6	9	5	3	2	2	4	51
	Detected	0	0	0	2	2	0	1	0	0	0	0	0	5
Indecent assault on a female	Recorded	4	5	3	5	2	3	4	1	6	6	4	2	45
	Detected	3	1	1	2	0	1	2	0	4	2	0	0	16
Indecent assault on a male	Recorded	0	1	3	0	1	0	3	0	3	0	0	1	12
	Detected	0	0	0	0	0	0	0	0	0	0	0	0	0
Indecent exposure	Recorded	2	3	0	2	1	0	1	1	1	2	2	2	17
	Detected	2	3	0	2	1	0	0	0	0	0	2	0	10
Kidnapping	Recorded	0	0	0	0	0	1	0	0	0	0	0	0	1
	Detected	0	0	0	0	0	0	0	0	0	0	0	0	0
Larceny (as baillee)	Recorded	0	0	0	0	0	0	2	0	0	0	0	0	2
	Detected	0	0	0	0	0	0	1	0	0	0	0	0	1
Larceny (by trick)	Recorded	0	1	2	0	1	0	0	0	0	0	0	1	5
	Detected	0	1	2	0	0	0	0	0	0	0	0	0	3
Larceny (from dwelling)	Recorded	3	2	2	3	2	4	6	1	2	4	4	5	38
	Detected	0	1	0	1	1	1	0	0	0	0	0	4	8
Larceny (from person)	Recorded	0	1	0	0	0	0	1	1	1	0	0	4	8
	Detected	0	0	0	0	0	0	0	1	0	0	0	0	1
Larceny (meter/kiosk)	Recorded	2	1	1	1	1	1	0	0	1	0	0	0	8
	Detected	2	0	1	0	1	1	0	0	0	0	0	0	5
Larceny (other)	Recorded	41	33	23	32	51	44	42	38	30	46	31	24	435
	Detected	4	4	6	3	2	3	8	2	3	7	4	3	49
Larceny of pedal cycle	Recorded	8	3	7	6	21	13	17	8	12	9	8	5	117
	Detected	0	0	1	0	0	0	0	0	0	1	0	0	2

		Jan	Feb	Mar	Apr	May	Jun	Jul	Aug	Sep	Oct	Nov	Dec	Total
Larceny shop	Recorded	5	14	11	18	18	20	17	24	26	24	25	26	228
	Detected	3	13	10	12	11	15	10	20	16	16	20	22	168
Larceny as servant	Recorded	1	2	1	0	0	1	5	2	0	3	2	1	18
	Detected	1	2	1	0	0	1	4	2	0	2	1	0	14
Larceny from unattended motor vehicle	Recorded	10	10	8	4	25	21	29	27	58	22	13	15	242
	Detected	0	0	0	0	0	0	1	2	20	9	1	0	33
Larceny of motor vehicle	Recorded	0	0	1	0	1	0	0	0	0	0	0	0	2
	Detected	0	0	1	0	0	0	0	0	0	0	0	0	1
Malicious damage (to dwelling)	Recorded	4	8	10	11	12	13	8	14	8	8	11	5	112
	Detected	1	3	0	0	3	2	1	6	4	0	3	2	25
Malicious damage (to other buildings)	Recorded	15	11	9	22	13	12	16	19	10	8	21	13	169
	Detected	1	5	0	6	3	3	1	4	2	2	5	4	36
Malicious damage (to other property)	Recorded	17	27	27	18	23	28	20	18	10	18	15	22	243
	Detected	2	6	9	6	10	6	7	7	4	7	6	5	75
Malicious damage (to vehicles)	Recorded	42	44	55	48	55	47	59	75	42	43	36	29	575
	Detected	4	4	6	3	6	3	1	7	4	5	4	0	47
Money laundering (drugs)	Recorded	0	0	1	0	0	0	0	0	0	0	0	0	1
	Detected	0	0	1	0	0	0	0	0	0	0	0	0	1
Other forgery	Recorded	0	0	0	0	0	0	0	0	0	0	2	1	3
	Detected	0	0	0	0	0	0	0	0	0	0	2	1	3
Other notifiable offences	Recorded	0	0	5	2	1	4	1	2	1	3	1	6	26
	Detected	0	0	3	2	1	4	0	1	1	3	1	4	20
Perverting course of justice	Recorded	1	0	0	0	0	0	0	0	0	0	0	0	1
	Detected	1	0	0	0	0	0	0	0	0	0	0	0	1
Possess/distribute indecent images of child	Recorded	1	1	1	1	0	0	0	1	1	0	0	1	7
	Detected	1	1	0	1	0	0	0	0	0	0	0	0	3
Possession of offensive weapon	Recorded	3	1	2	3	5	4	3	2	3	1	1	0	28
	Detected	2	1	2	3	5	4	3	2	2	1	1	0	26
Post Office law offences	Recorded	0	0	0	0	1	0	1	1	1	1	0	1	6
	Detected	0	0	0	0	0	0	1	0	0	0	0	0	1
Rape of a female	Recorded	1	0	4	0	2	0	0	1	1	1	1	1	12
	Detected	0	0	1	0	1	0	0	0	1	1	0	0	4
Receiving/hiding/withholding stolen property	Recorded	0	0	0	1	0	3	4	2	0	2	4	3	19
	Detected	0	0	0	1	0	1	3	2	0	2	4	3	16
Robbery (business property)	Recorded	0	0	0	1	1	0	0	0	0	0	1	0	3
	Detected	0	0	0	0	1	0	0	0	0	0	1	0	2
Robbery (personal property)	Recorded	1	0	0	0	0	0	1	2	0	0	0	0	4
	Detected	0	0	0	0	0	0	0	1	0	0	0	0	1
Social security (Jersey) fraud	Recorded	0	0	0	0	1	0	0	0	0	0	0	0	1
	Detected	0	0	0	0	1	0	0	0	0	0	0	0	1
TADA (motor vehicle)	Recorded	13	15	20	31	23	19	17	15	16	1	14	7	191
	Detected	5	4	3	8	4	5	3	11	5	1	3	1	53
TADA (pedal cycle)	Recorded	9	18	9	9	18	21	21	23	11	9	14	4	166
	Detected	0	1	1	0	0	0	1	3	1	2	0	0	9
Tampering with motor vehicle	Recorded	0	0	2	1	1	1	2	6	1	1	0	1	16
	Detected	0	0	1	1	0	1	0	6	0	1	0	0	10
Unlawful sexual intercourse with girl under 16 years	Recorded	2	0	0	0	1	0	0	0	0	0	2	1	6
	Detected	2	0	0	0	0	0	0	0	0	0	1	1	4
Total	Recorded	335	335	389	389	459	452	473	489	422	355	376	332	4,806
	Detected	131	123	155	154	150	152	163	196	150	131	154	133	1,792

APPENDIX B:

Indicator	2007	2008	Comments
Net expenditure (excluding separate funding for Historic Abuse Enquiry)	£21,317,557	£22,225,879	The 2008 figure excludes the costs of the Historic Abuse Enquiry in order to provide a like for like comparison with previous years. The Historic Abuse Enquiry cost over £4.5 million during 2008.
Cost of service per head of population	£238.72	£244.78	Excludes separately funded Historic Abuse Enquiry costs. Based on resident population only but policing also services a visitor population of about 750,000 people a year ⁹
Complaints per 100 officers	17.6	15.8	This figure is based on the total number of complaint cases received from members of the public. It includes cases that are subsequently withdrawn or dismissed by the independent Police Complaints Authority as vexatious.
Police strength – officers per '000 population	2.74	2.71	See footnote 11. The authorised police strength per '000 population in Jersey is below that for both Guernsey and the Isle of Man. Whilst the calculation is based on resident population only, it is worth noting that policing also services a visitor population is at least 300,000 more than either of the comparator islands. Overall Police strength per '000 population (including Police and civilian staff) is about 13% below that in England and Wales.
Recorded crimes per '000 population	51.5	52.9	See footnote 11
% of overall crime resulting in detection	40%	41%	
% of overall crimes where detection results in offenders being brought to justice	28%	29%	Not all detections result in an offender being brought to justice. This applies, for example, where the victim refuses to press charges, the offender is too young or a legal adviser decides there is no useful purpose in proceeding.
% burglaries resulting in detection	20%	16%	The detection rate should be treated with caution as a KPI. One detection may result in the conviction of an offender responsible for numerous burglaries. There is strong evidence of effective offender targeting bringing spates of prolific offending to a close.

⁹ Population figure of 90,800 is the 2007 figure available at the time of publication. 2008 population will be published by the States Statistics Unit during 2009 and the calculation will need to be revised accordingly.

% vehicle crimes resulting in detection	29%	22%	Vehicles crime encompasses theft of and from motor vehicles, 'taking and driving away' and tampering offences.
% of violent assaults in St Helier night time economy resulting in detection	59%	43%	This covers common assault, grave and criminal assault, rape or murder offences that take place in the pubs, clubs and streets of St Helier between 8pm and 4am.
Number of reported domestic incidents	788	924	This count reflects the number of incident logs requiring Police attendance to deal with a domestic incident. Changes in the definition of domestic violence mean it is not possible to benchmark prior to 2007.
Number of identified relationships where the risk of repeat domestic abuse is deemed to be very high	N/A	112	2008 is the first full year in which risk assessments for domestic abuse cases were introduced
% emergency responses arriving at scene within target times	93%	91%	Our target is to attend 90% of emergency response incidents in the town area within 6 minutes and 10 minutes across the rest of Jersey
% crime victims who were totally or very satisfied with Police call handling service	73%	74%	This KPI focuses only on those victims who were totally or very satisfied. Overall, 96% of those who expressed an opinion in response to quality of service surveys in 2006 were at least satisfied with the call handling service they received.
% crime victims who were totally or very satisfied with service from attending officers	80%	81%	This KPI focuses only on those victims who were totally or very satisfied. Overall, 96% of those who expressed an opinion in response to quality of service surveys in 2006 were at least satisfied with the service from attending officers.
% crime victims who considered they were kept informed as to the progress of their case.	N/A	79%	Overall, 59% of those who expressed an opinion felt they had been kept very well informed and another 20% fairly well informed.
Number of Suspicious Activity Reports submitted to JFCU	1,517	1,404	The number of SARs in 2007 was distorted by a UK Tax Amnesty. Excluding SARs of this type would show an 8.2% annual increase in non-tax SARs submitted to JFCU

States of Jersey Police tested three indicators concerning (a) detected crimes per investigating officer (b) arrests per investigating officer (c) prosecution cases per investigating officer in 2007 but they have been discontinued as they could not reflect performance and had no operational value.

APPENDIX C: HONORARY POLICE - MAJOR ISLAND DUTIES IN 2008

Provided by Vingtenier Mitch Couriard on behalf of the Comité des Chefs de Police

The Honorary Police Officers throughout the Island were involved in many major events and they also undertook many duties within their own Parishes to support Island community events.

Historic Abuse Enquiry

In the early stages of the Historic Abuse investigation the Honorary Police of St. Martin was called to assist in supporting the States of Jersey Police on cordon duty at Haut de la Garenne. The duty shift ran from 6.00 am till midnight for 27 days involving 125 officers (1,110 duty hours). As the investigation progressed, assistance was also provided with cordon duty at Victoria Tower over 13 days involving 36 officers (150 duty hours).

Jersey Seaside Festival

21 officers assisted from 7am until just after midnight when the roads were re-opened (134 duty hours).

Battle of Flowers

On the day, besides assisting with road closures from 9.30 am to 7.00 pm, the Honorary Police was on duty escorting floats and at the funfair. The roads were also closed from 6.15 pm to 4.00 am the following day until the arena had been cleared. The escorting of floats from 11 Parishes involved 48 Honorary Officers (125 duty hours). 72 officers were on duty during Battle Day with road closures (392 duty hours). 47 officers assisted at the Moonlight Parade (295 duty hours). Officers were also provided to ensure the floats were returned to the various depots during the Saturday morning. Due to an accident at the funfair, 10 Honorary Police assisted with a cordon for 5 days (64 duty hours). In total, duties for the Battle of Flowers, 185 officers were utilised (876 duty hours).

Jersey Live

Two days of live music based at Trinity with the Parochial Honorary Police Officers supported by officers from Parishes across the Island with the road closures and traffic diversions around the main arena. In total 180 officers on duty (516 duty hours).

International Air Display

Officers were involved in policing the area at West Park when helicopters landed just after 9.00 am, and continued to assist with road traffic duties during the main display between 12.30 and 6.00 pm. Some officers also made themselves available for the static display. 62 officers were on duty during the period Wednesday to Friday morning (328 duty hours).

Jersey Marathon

The main route covered seven Parishes and help was provided by the officers of the respective Parishes, assisted by neighbouring Parishes, involving 85 officers (426 duty hours).

Jersey Rally

Two days involving 9 Parishes with the Honorary Police supporting the official marshals in closing roads and traffic direction. Some officers also assisted with the rally control links to the emergency services in the event of a major incident or associated problem with the roads requiring closure in the case of an emergency. 77 Honorary Police were on duty over two days (367 duty hours).

CCTV

Having received training from States of Jersey Police, approximately 16 Honorary Police Officers now assist on a rota basis with CCTV monitoring on a Friday and Saturday night between 8.00 pm and 3.00 am. During 2008, 56 duties have been undertaken (389 duty hours).

Royal Visit

Several officers from Parishes across the Island assisted with road traffic duties during the Royal Visit of the Princess Royal.

APPENDIX D: GLOSSARY OF ABBREVIATIONS

The following abbreviations are in common use in Police parlance and regularly feature in States of Jersey Police publications.

ACPO	Association of Chief Police Officers
ANPR	Automatic Number Plate Recognition
BCU	Basic Command Unit
CBRN	Chemical, Biological, Radiological and Nuclear
CCTV	Closed Circuit Television Camera
CI	Chief Inspector
CJU	Criminal Justice Unit
CJS	Criminal Justice System
CRB	Criminal Records Bureau
CSB	Community Safety Branch
DIC	Drunk-in-charge (drink-driving)
DVS	Driver and Vehicle Standards
FTE	Full-time Equivalent
HOCR	Home Office Counting Rules
IMF	International Monetary Fund
IS	Information Systems
JASS	Jersey Annual Social Survey
JFCU	Joint Financial Crime Unit
JIB	Joint Intelligence Bureau
NIM	National Intelligence Model
PCSO	Police Community Support Officer
PII	Police Internal Inspectorate
PIT	Proactive Investigation Team
PNC	Police National Computer
PPU	Public Protection Unit
PRU	Planning and Research Unit
RFA	Request for Assistance
RIT	Reactive Investigation Team
RTC	Road Traffic Collision
SB	Special Branch
SAR	Suspicious Activity Report
“24/7”	Policing 24 hours a day, 7 days a week